


KinderSign – How to Read a Message

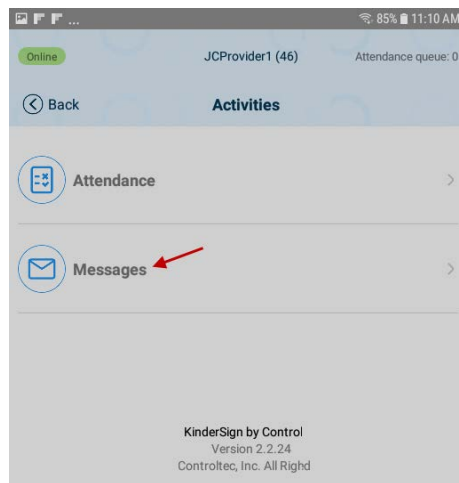
- A** Use the keypad to enter your 10-digit telephone number. Tap **Next**.



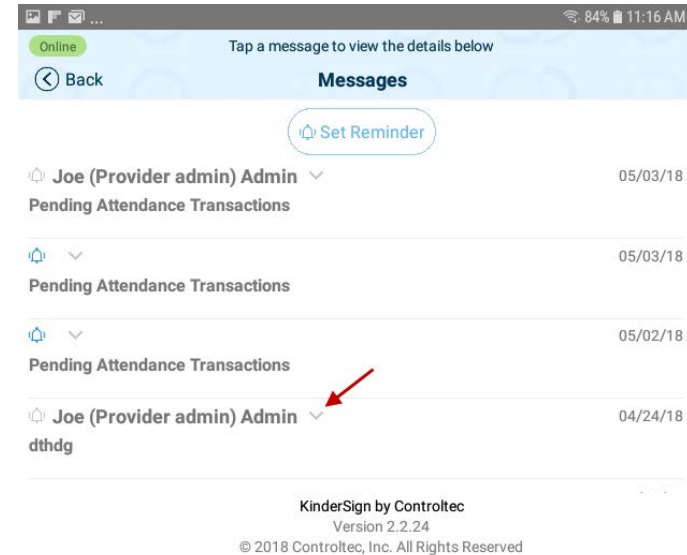
- B** Enter your 4-digit **PIN** and tap **Verify** to display the **Activities** screen.



- C** Tap **Messages**.



- D** A list of all messages appears. Tap on the down arrow to expand a review a message.



- E** Expanding a message activates the **Delete** message button. Tap to delete the message.

- F** Tap on **Set Reminder** to create a reminder message for yourself.



- G** When you finish reviewing your message, tap **Back** to return to the previous menu.